

WHAT IS NPI? AND WHAT CAN WE DO FOR YOU?

MARTIN R. LEFEBVRE PHD, SENIOR RESEARCHER
9 MARCH 2023
SNOED 101 WINTER '23 - KIRKLAND LAKE



Today's Talk

A little **about NPI**

A sneak peak at our **next five-year plan**

November 2023 to April 2029

Tools for Communities



Northern Policy Institute Offices

Permanent

- Thunder Bay – 874 Tungsten Street, Suite 1
(Lakehead University, but, off, off campus)
- Sudbury – 935 Ramsey Lake Road, Suite 356, Laurent-Larouche Building
(Université de Sudbury)
- Kirkland Lake – 140 Government Road E, Suite G230
(Northern College)

Summer 2023 – Experience North – May-August

- Fort Frances - Confederation College
- Kapuskasing - Université de Hearst
- Parry Sound - Community Business & Development Centre
- Sault Ste. Marie - Sault College (TBC)
- Thunder Bay - Lakehead University

Our First Decade

- **Go to Think Tank on (and in) Northern Ontario**
- **Over 50 active annual partnerships** – data access, data requests, data analysis, training, public education, opportunities for youth
- **Tools for Communities** – npi.communityaccounts.ca, ConnectNORTH, Data 101, Northern Ontario Data Consortium, Northern Analyst Collective
- **IMPACT** – Rural & Northern Immigration Pilot, Spring Bear Hunt, 2+1 Highway Pilots, Measurement Month, Reconciliation in the Workforce, Community Matchmaker, Regional Connector Program, Northern Transportation Task Force, Federal Election Boundary Review

Building Capacity

- **Experience North** – NPI's Summer Placement Program
 - 72 Placements since 2014
 - 18 different host organizations
 - Contributions from individuals, charitable foundations, NOHFC, and Canada Summer Jobs program
- **Internships** – Supported by NOHFC and FedNor
 - 31 12-month internships since 2017
- **Where are they now?**
 - $\frac{3}{4}$ still in Northern Ontario
 - 4 still on our team
 - 8 provincial public servants, 5 federal public servants, 4 municipal staff, 2 working for First Nations, 12 with NFP/NGOs
 - 6 lawyers, 2 med students, 2 reporters, 2 executive directors, 1 MP

Next Five Years – **Some** New Projects/Sub-Projects

Northern Reconciliation

- Reconciliation in the Workforce

Assets North

- E-vehicles
- Digital Society
- Regional Transportation (KPIs)

Northern Directions


- Advantage North
- Getting it Right - Critical Minerals

SHARE the North

- Portable Hybrid Conferencing
- NOT TO You
- FROM You



NPI Tools for Communities



Sustainable Northern Ontario
Economic Development
Développement économique
durable du Nord de l'Ontario



Don't Forget

#KNOWTHENORTH
CONNAISSEZLENORD

We STILL Do Data Requests – If it takes less than an hour and you only call occasionally, **it's free**. If you have us on speed dial, let's talk about a NAC.

mlefebvre AT northernpolicy.ca

FREE Tools

np.i.communityaccounts.ca

Northern Policy Institute Community Accounts is now live and available to the public! As this is a new release, there may be occasional bugs encountered as we implement different features. If you encounter any issues, please contact us at data@northernpolicy.ca. Thank you!

Home About Us Online Learning Contact Us



Northern Ontario's Community Accounts

sharing DATA ← → providing INFORMATION ← → developing KNOWLEDGE

Well-Being Indicators

Indicator Values Distribution

Employment rate for the Census Subdivisions of Northern Ontario

Community Profiles

Sault Ste. Marie Profile

Demographics

Total Population
The 2016 Census population for Sault Ste. Marie was 73,276. This represents a decline of 2.4% since 2011. Over the same period, the entire province experienced a population increase of 4.6% since 2011.

Census Population

Population Pyramid, Census 2016

Tables and Charts

Sault Ste. Marie: Census 2006-2016: Knowledge of Official Languages

Table Information | **Important Notes** | **Definitions** | **Excel and Print Versions**

Geography: Sault Ste. Marie
Account: Demographics
Information: Census 2006-2016: Knowledge of Official Languages
Selected Age Group Total
 Compiled by the Community Accounts Unit based on information provided from the Census of Population 2006, 2011 and 2016.
Source: Statistics Canada
Copyright: Newfoundland & Labrador Statistics Agency, Government of Newfoundland and Labrador

	2006			2011			2016		
	Female	Male	Total	Female	Male	Total	Female	Male	Total
Knowledge of Official Languages									
Total - Knowledge of official languages	38,320	35,570	73,895	38,295	35,710	74,005	37,248	35,645	72,893
English only	29,780	32,215	61,995	34,175	32,590	66,765	33,075	32,045	65,120
French only	50	30	80	30	20	50	30	15	45
English and French	4,210	3,190	7,400	3,870	2,900	6,770	3,940	2,960	6,900
Neither	280	130	415	220	110	330	195	85	280
First Official Language Spoken									
Total - First official language spoken	38,320	35,570	73,895	38,295	35,710	74,005	37,248	35,645	72,893
English	36,615	33,930	70,545	34,720	34,440	71,160	35,785	33,915	69,700
French	1,300	1,480	2,785	1,305	1,130	2,435	1,215	975	2,190
English and French	20	30	50	15	45	60	45	50	95
Neither	275	130	405	215	105	320	195	80	275

Maps

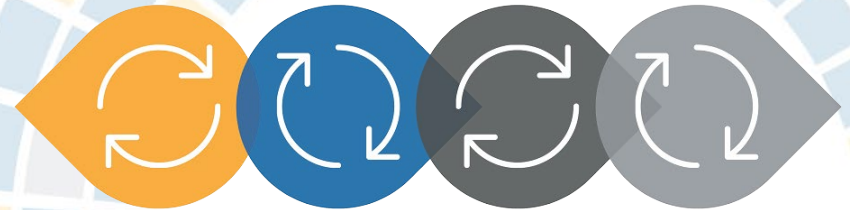
Shared Cost Tools



Good decision makers aspire to make evidence-based decisions. In many cases, however, they lack the skills and experience to find the data they need or to put it to the most effective use. Or they lack the resources required to support the needed analysis on a timely basis. Northern Policy Institute can help.

- Training Sessions – Data & Data Tools 101
- Trends Impacting You – Community Presentations

Northern Policy Institute is consortium lead for access to statistical data in Northern Ontario through the Community Data Program. This group purchase plan **reduces the cost for data** users to secure data beyond that which is released free by providers like Statistics Canada.

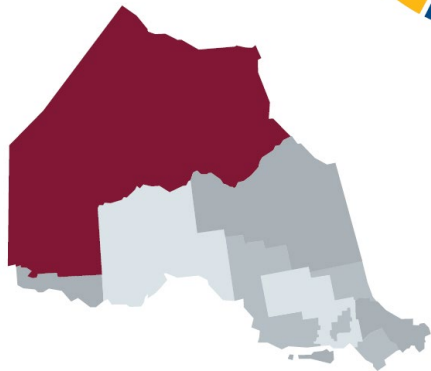


NORTHERN ONTARIO DATA CONSORTIUM

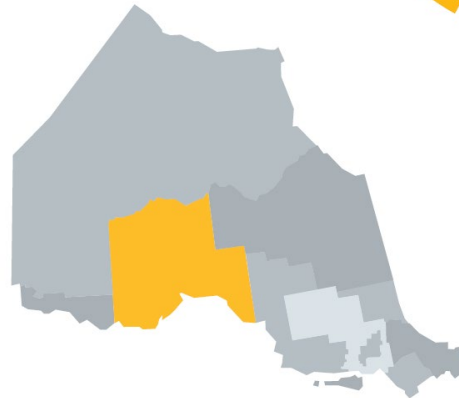
Shared Cost Tools



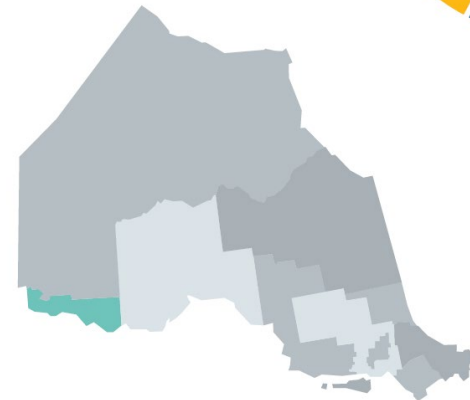
- Membership group
 - municipalities, charities, chambers, and others
- Merging our collective resources
- The smallest municipality or local charity can access high-end skills
- The expert's salary and benefits are covered in part by NPI/IPN and our sponsors
- And, in part, through the membership fees paid by participating organizations
- The end result is members are able to secure the skills they need when needed



Northern Projections
Kenora District
Human Capital Series



Northern Projections
Thunder Bay District
Human Capital Series



Northern Projections
Rainy River District
Human Capital Series

Dr. Bahktiar Moazzami

northernpolicy.ca

Dr. Bahktiar Moazzami

northernpolicy.ca

Dr. Bahktiar Moazzami

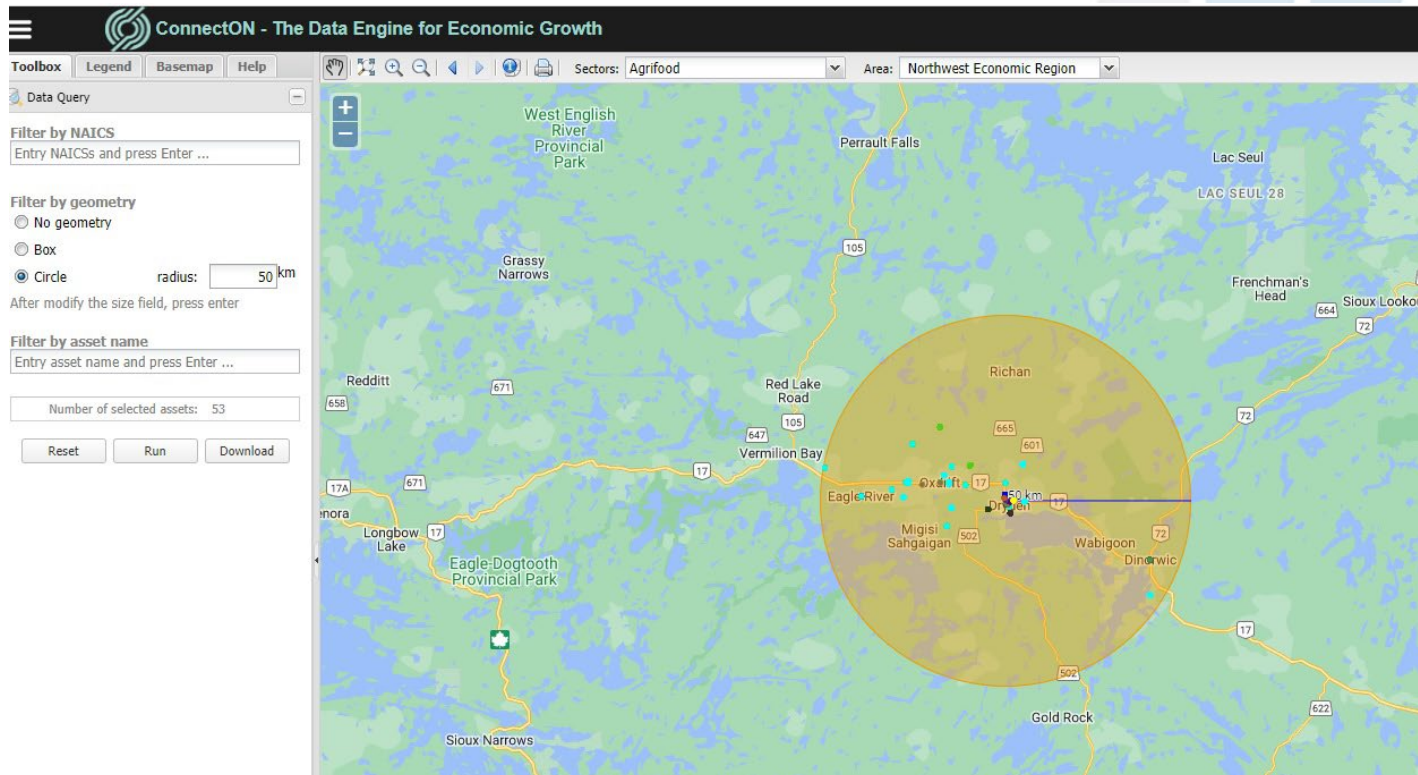
northernpolicy.ca

Shared Cost Tools



Farms Within 50Km of Dryden?

- Crop Production - 13 (NAICS 111)
- Animal Production - 24 (NAICS 112)



IN KIND Partnerships - Measurement Month

- Five surveys focused on our current level of “welcomingness”
 - Attitudes towards Immigration
 - Individual Experience
 - Exit
 - Student and Youth
 - Employer Preparedness
- What we need you to do:
 - Let us know you are on board
 - Pick a survey
 - Promote it to your clients
 - Encourage your local partners to do the same



<https://www.northernpolicy.ca/measurement-month>

One Last Thing – REGISTER NOW



REGISTER NOW | INSCRIVEZ-VOUS MAINTENANT

APRIL 20th, 2023 | 20 AVRIL 2023

Thunder Bay, ON
6:00pm - 9:30pm | 18:00 - 21:30



NORTHERN
POLICY INSTITUTE

INSTITUT DES POLITIQUES
DU NORD

Glwednang Akomenjigewin Teg
b. ΔICE-40-4-1 ΠOΠI.2I 4294Δ5I
Institu d'Politik di Nor
Aen vawnd nor Lee Iway La koonpayeen

<https://www.eventbrite.ca/e/npis-10th-anniversary-gala-northwest-tickets-557838569177>

NORTHERN
POLICY INSTITUTE

INSTITUT DES POLITIQUES
DU NORD

Giwednong Aakomenjigewin Teg
b ΔC2-4σ-4\ P-∇N.ω\ <D^9-ΔbΓ^
Institu dPolitik di Nor
Aen vawnd nor Lee Iway La koonpayeen

Thank you. Marsee. Ραά^ndΓN^
Merci. Miigwech.

info@northernpolicy.ca
www.northernpolicy.ca



/NorthernPolicy

