

NORTHERN
POLICY INSTITUTE

INSTITUT DES POLITIQUES
DU NORD

MUNICIPALITY OF NEEBING, COUNCIL

PRESIDENT & CEO, CHARLES CIRTWILL

2 SEPTEMBER 2015, NEEBING MUNICIPAL OFFICES



A refresher on Northern Policy Institute

There is a **BIG** difference between:

“working **WITH** a Policy Institute” and “**HIRING** a consultant”

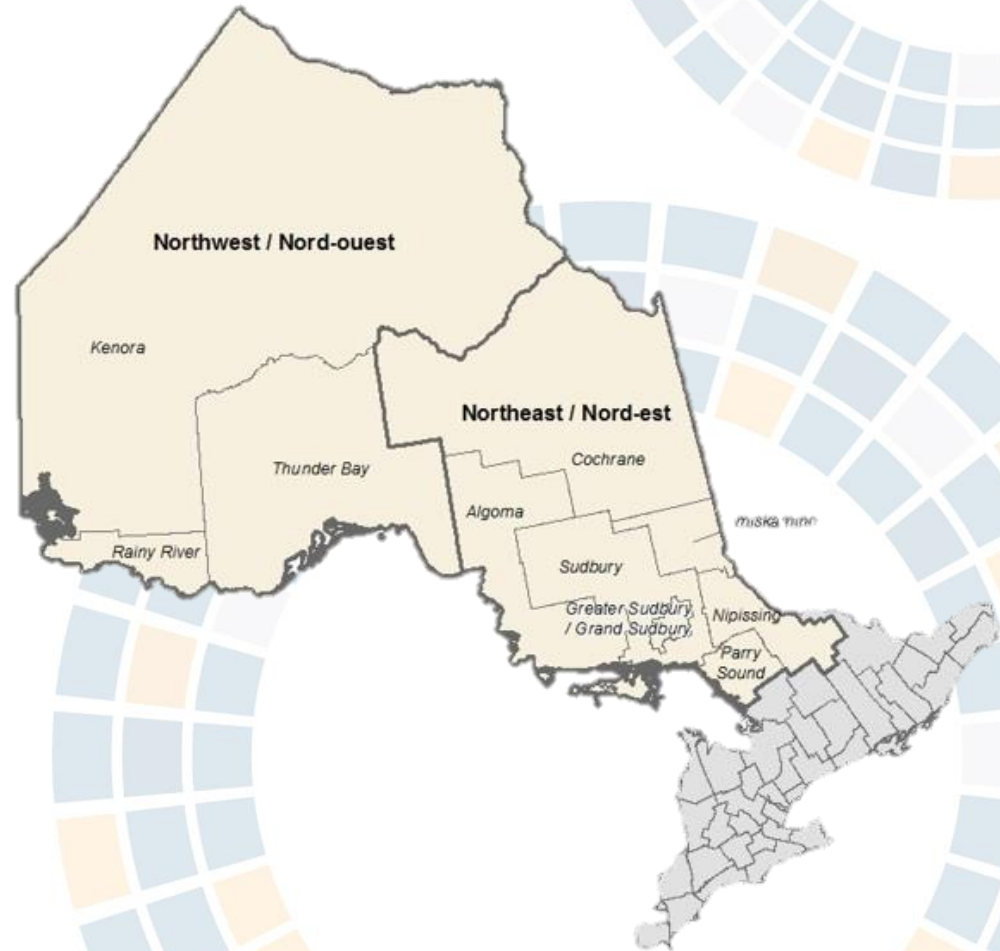
Independent means just that –

- Funders, members and stakeholders do not direct the work of Northern Policy Institute
- Board does not “pick” projects or pre-determine results
- Staff and contract authors are independent
- Double blind peer review – just like academic journals
- Northern Policy Institute does **NOT** take positions – we ask the questions – the authors provide, and defend, the answers

Our Region

Northern Ontario consists of
(Census, 2011):

- 2 Economic Regions
- 11 Districts
- 278 Census Sub-Divisions
 - 144 Municipalities
 - 118 First Nation Reserves or Settlements
 - 16 Unorganized CSDs
- **~ 780,000 individuals**



780,000 bosses

Over 100 meetings and events in the past twelve months throughout Northern Ontario and beyond. Top ten issues:

1. Cost of electricity: WAY too high.
2. Need for partnership and collaboration among our communities.
3. Importance of the issues and challenges facing aboriginal communities.
4. Who decides our fate?
5. Our communities are dying; How do we sustain them and keep people in (attract new people to) the North?
6. Infrastructure: transportation and communication.
7. Protecting/understanding/reflecting the northern way of life.
8. Training – access and relevance to local opportunities.
9. Do we really know ourselves? Data and measurement.
10. Where does all the money from the North go?

Engaging with our communities



“Doug” - Egli's Sheep Farm, Dryden 2015



Northern Policy Institute staff visit Queen Elizabeth High, Sioux Lookout, 2014



James Cuddy, Transportation Roundtable with Parliamentary Secretary, Sudbury 2014

Northern Policy Institute Board visits Weyerhaeuser, Kenora, 2015



Three ways YOUR issue gets on OUR to-do list



1. Research if necessary:

Northern Policy Institute standing consultation tools will be used to inform, test and reset our internal research agenda and priorities. If your issue is shared by your friends and neighbours, it will likely get onto our to-do list.

2. But not necessarily research:

YOU do the work, commission the study, and you send it to us for re-publication or dissemination. Big parts of our job involve avoiding wasteful duplication of effort and getting the word out about what has already been done.

3. Working WITH Northern Policy Institute:

NOT a consulting service, but will partner – in cash, or in kind – to expedite needed work.

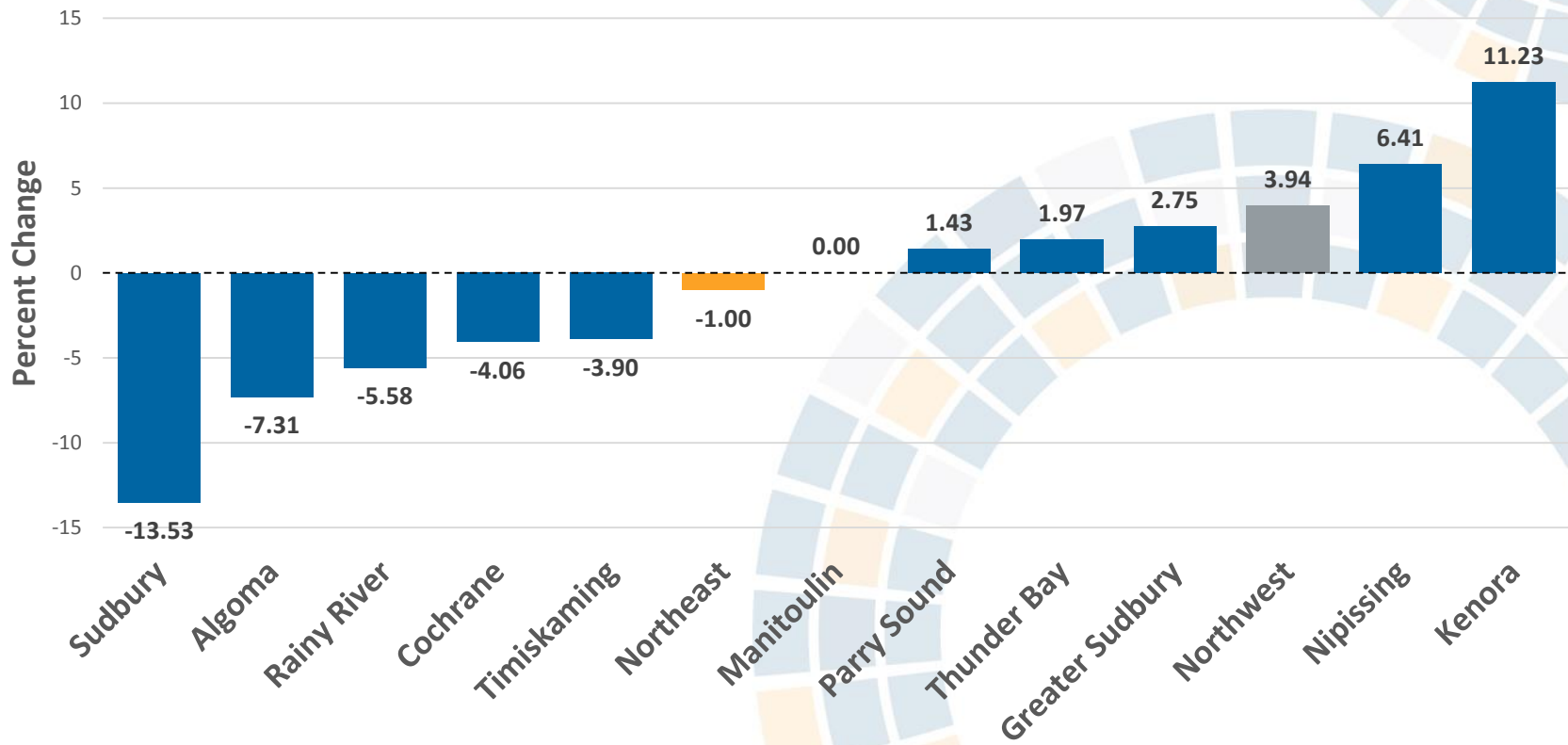
The North is growing – in places

	Population		Population Change	
	2001	2013	Difference	Percent
Manitoulin	12,713	13,538	825	6.5
Kenora	66,526	70,002	3,476	5.2
Parry Sound	41,201	43,077	1,876	4.6
Greater Sudbury	161,146	165,087	3,941	2.4
Nipissing	86,313	87,362	1,049	1.2
Thunder Bay	157,034	149,604	-7,430	-4.7
Algoma	123,763	117,600	-6,163	-5.0
Timiskaming	35,700	33,509	-2,191	-6.1
Cochrane	89,509	82,289	-7,220	-8.1
Rainy River	22,943	20,166	-2,777	-12.1
Sudbury	24,202	21,086	-3,116	-12.9
Northern Ontario	823,051	805,333	-17,718	-2.2

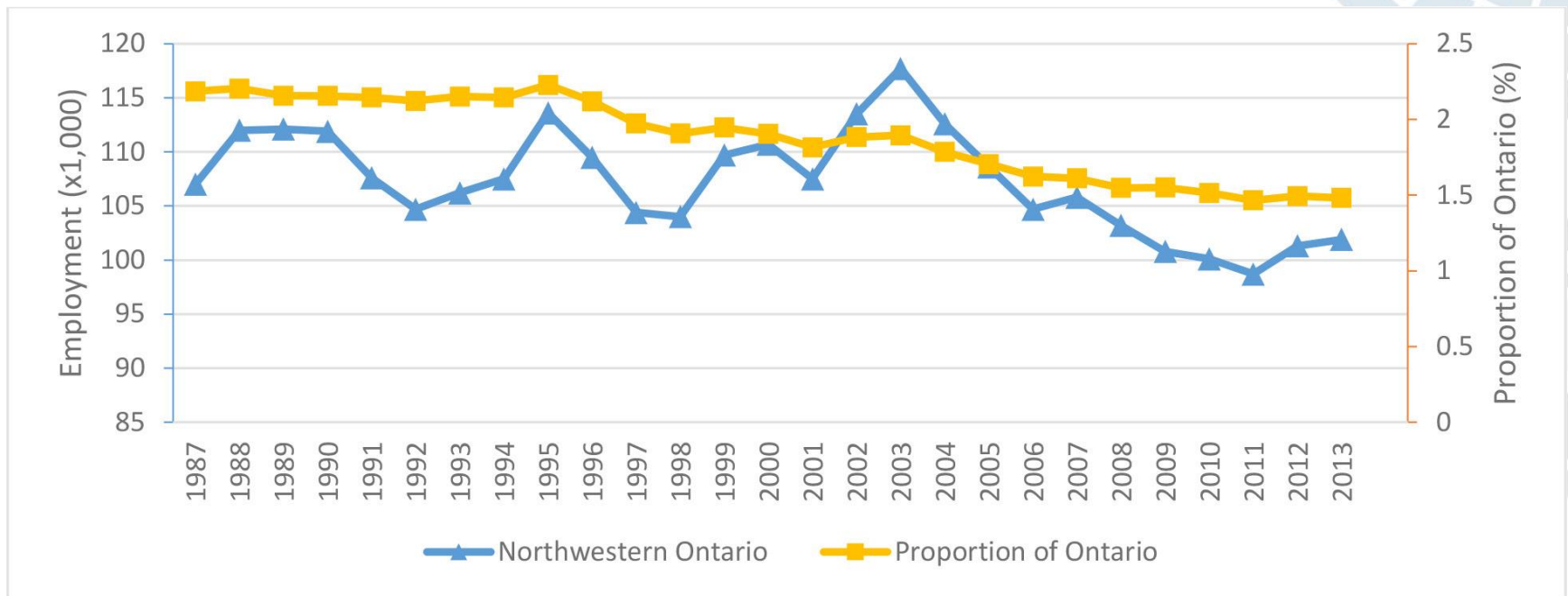
Source: *Diversify, Innovate, Invest & Grow* Northern Policy Institute 2015

Northern Ontario WILL grow – in places

Northern Districts - Projected population percent change, 2012-2036

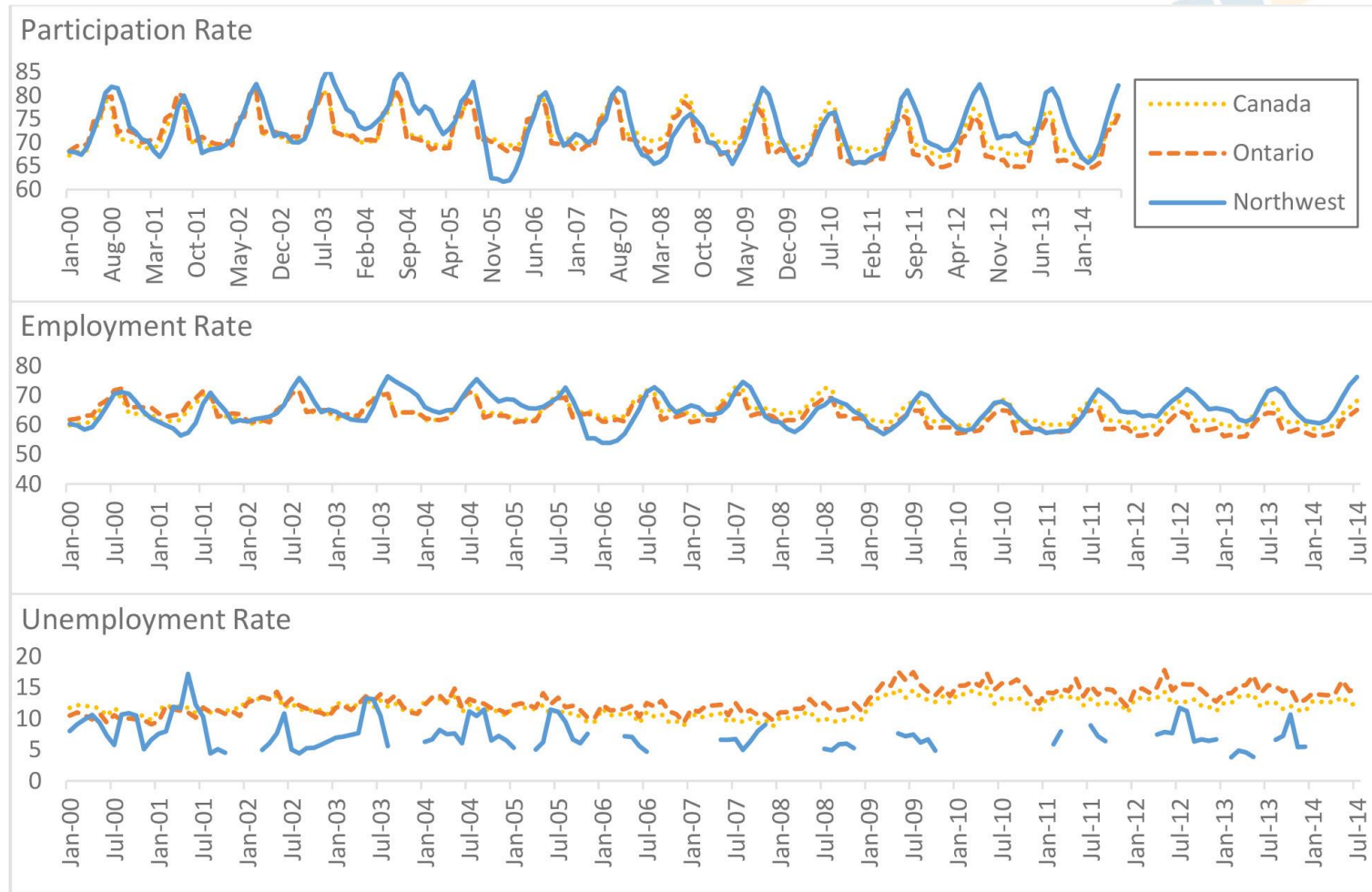


Good News on jobs in the NW – of sorts



Source: *Settling Down in the Northwest*, Northern Policy Institute 2015

Good News – for young people in the NW



Source: *Settling Down in the Northwest*, Northern Policy Institute 2015

Northeast outperforms Northwest

The socioeconomic “case” for a true NW grid:
North-South AND East-West (including R of F)

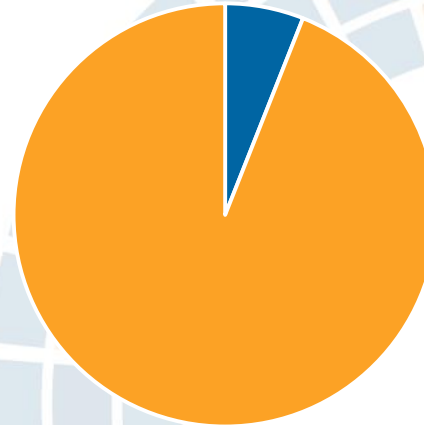
- Educational attainment for the Aboriginal population is much higher in the NE than the NW.
- Average income for everyone is higher in the NE than the NW.
- Dependency on government transfers is lower in the rural NE than in the rural NW.
- Participation rates are higher and unemployment rates lower in the very rural and remote parts of the NE than in the NW.
- There is a higher percentage of rural income earners in the NE than the NW (more people have jobs).
- There is greater economic activity in strongly rural areas in the NE than the NW.

Why? Think CONNECTIVITY

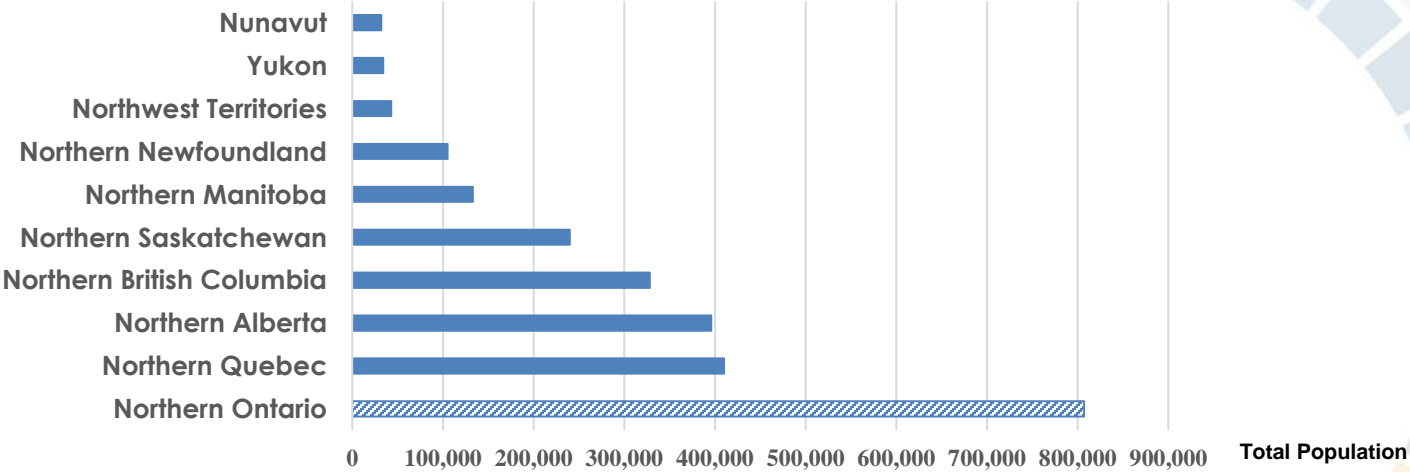
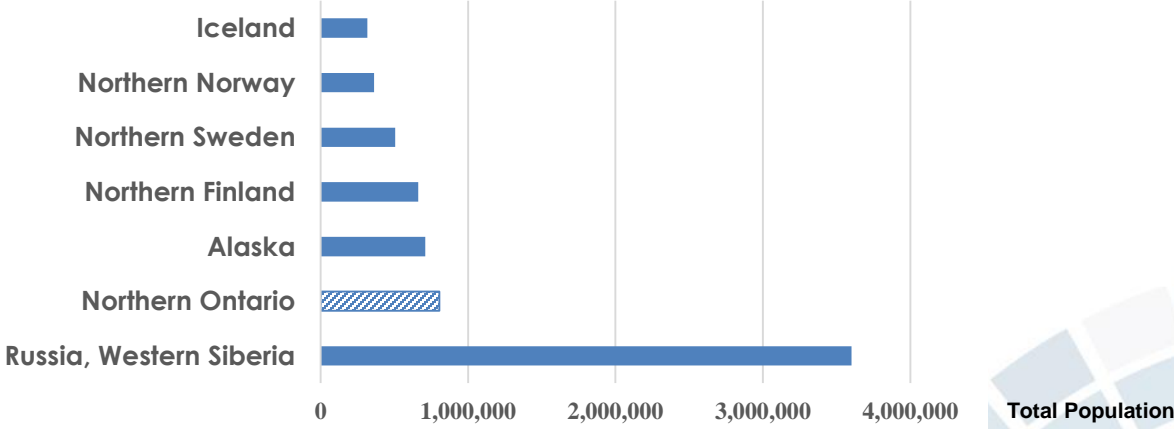
We are a small piece of the provincial pie in population terms

The north makes up only **6%** of Ontario's total population
(Census, 2011)

- Northern Ontario
- Rest of Province



But we are a big part of the global “north”

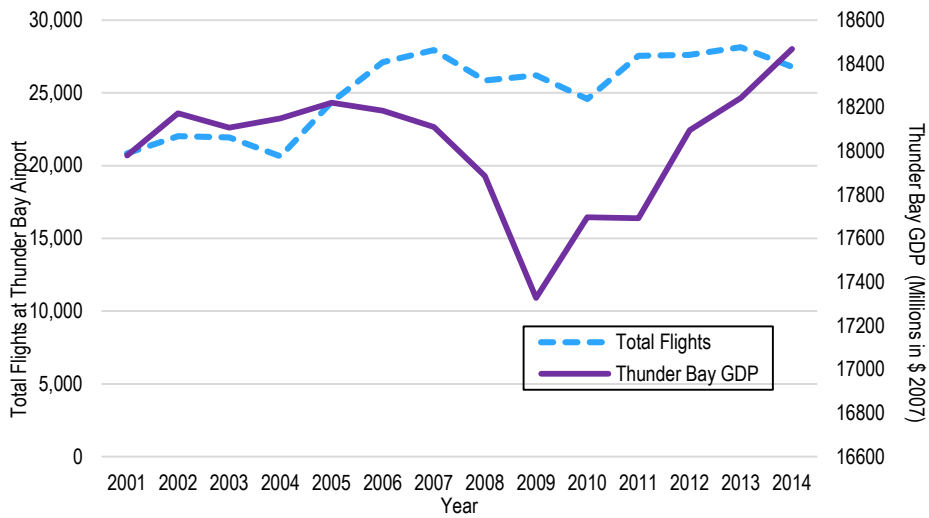


Source: *New Northern Lens*, Northern Policy Institute 2015

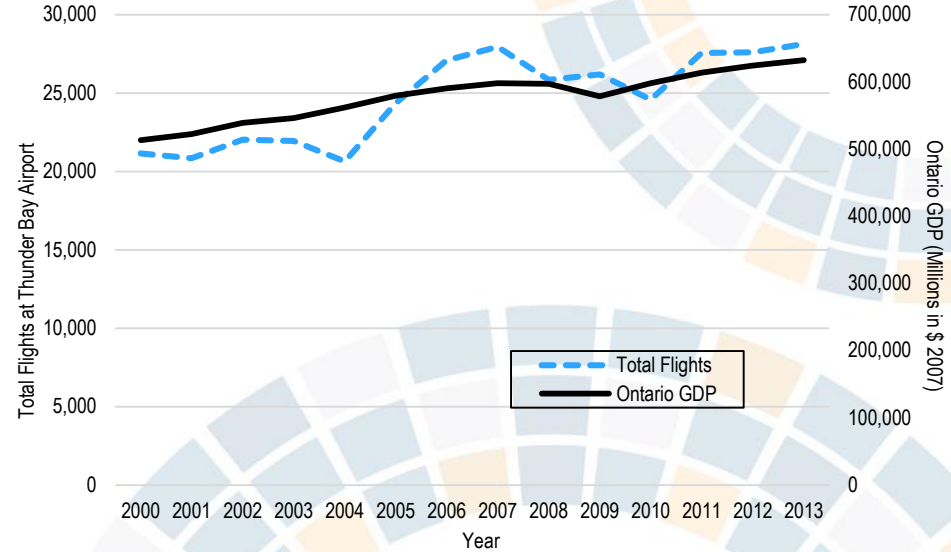
Whose economy is our growth tied to?

An indicator – GDP alignment with Thunder Bay International Airport

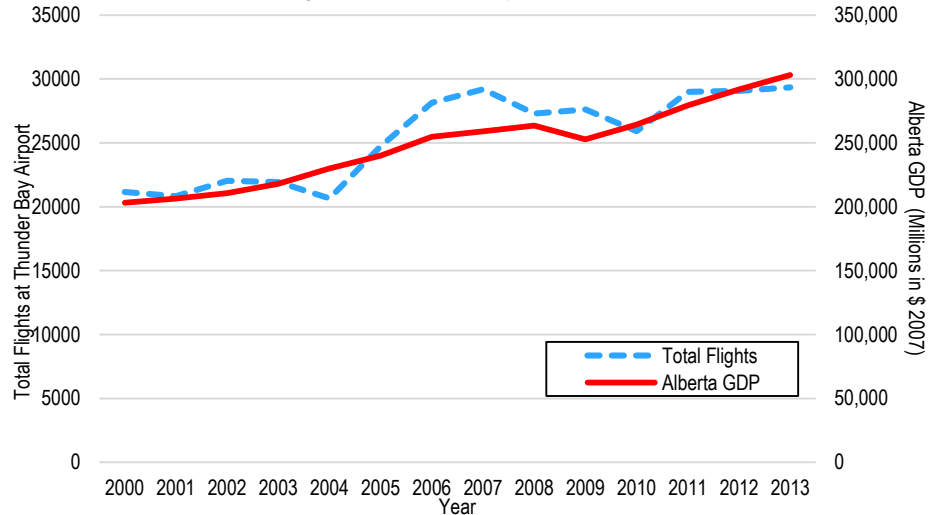
Total Flights at Thunder Bay Airport vs. Thunder Bay GDP



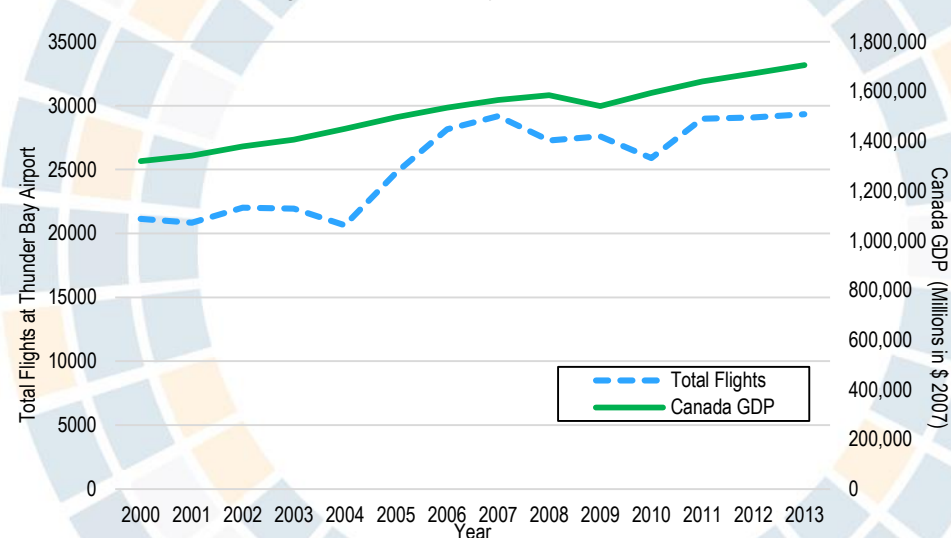
Total Flights at Thunder Bay Airport vs. Ontario GDP



Total Flights at Thunder Bay Airport vs. Alberta GDP



Total Flights at Thunder Bay Airport vs. Canada GDP



10 Steps to northern growth

- 1) Work together and work well with others.
- 2) The future will be shaped by global forces and experiences.
- 3) There is a serious lack of statistical data for Northern Ontario.
- 4) Our slow growth isn't just about downturns in forestry and mining, bad policy and uncompetitive approaches hurt too.
- 5) We need to benchmark against other northern regions, not against southern Ontario.
- 6) Our future is a matter of national and global significance; we need more independence to make the most of this role.
- 7) We can't rely on forestry and mining to save us.
- 8) We need better linkages to other northern regions – intellectually and physically.
- 9) We can be even more innovative with the natural resources we do have.
- 10) Mining, production of mining equipment, and mining finance form a cluster of economic activity, but our competitiveness is slipping and this needs to be closely monitored.

We need a new northern lens through which to see our future. One that is outwardly looking and focused on other northern regions. A lens that is aggressively competitive, innovative and evidence driven. It is time to learn from our own successes and the successes of other northern communities.

Some steps NPI is taking

Being a model for the world

- Collecting and telling success stories from across Northern Ontario

Playing well with others

- NPI building linkages with new and existing research organizations – INORD, Nordik, CRaNHR, and many others
- Tracking and promoting cooperation and coordination or friendly competition

KNOW the north

- Not JUST measurement, open public access and sharing – not FIPPA but true Open Government

Identifying our strengths and how to play to them

- CETA, TPP, existing (and historical) trade patterns

Focusing on infrastructure and global connectedness

- Internet, cellular, road, rail, port, air – people, information AND goods

Coming soon

- Northbynumbers.ca
- Know the North
- District & Community level labour force analysis
- Federal Economic Agenda – for **Northern** Ontario
- Northeastern, Northwestern and Northern Ontario GDP
- How to empower Northern Ontario
- Culturally safe instruction for public educators – building on Thunder Bay's success with aboriginal students
- First Nations entrepreneurship – the Harvard project in Northern Ontario
- The potential for a rail renaissance in Northern Ontario

Stay informed!



[/ NorthernPolicy](#)



[@NorthernPolicy](#)



[Northern Policy Institute](#)

DUE
NORTH

FRANC
NORD

Get involved!

Many ways to contribute to the work of
Northern Policy Institute:

- **Participate:**

- Invite Northern Policy Institute to speak
- Visit us on-line
- Request a meeting

- **Volunteer:**

- Board of Directors
- Advisory Council
- Research Advisory Board

- **Paid:**

- Author
- Reader
- Researcher



Thank you. Merci. Miigwetch.

NORTHERN
POLICY INSTITUTE

INSTITUT DES POLITIQUES
DU NORD

NORTHERNPOLICY.ca