

NORTHERN
POLICY INSTITUTE

INSTITUT DES POLITIQUES
DU NORD

NORTHERN ONTARIO WORKFORCE PLANNING BOARDS

5 NOVEMBER 2015, SUDBURY



The three “C”s (thanks Julie)

Communication

- Social media, website, newsletter
- Email, phone, in person

Collaboration

- Project partnerships
- Data collection

Coordination

- NPI five year plan is online
- Get involved!



Community Hub Schools: A Call for
"Cage Busting" Leadership

Eliminating Homelessness:
Northern Ontario as the next
Medicine Hat?

Weathering winter roads
- What is the best route?

Preserving Coop housing:
Proposing concrete action

NPI Blog
**you can write
for us**

A Vulnerable North:
Lyme disease in Canada

Making the old new again:
How adaptive reuse is
changing Sault Ste. Marie's
Mill Square

Health care does not mean health

Public Transportation not just an urban concern

Policy IN A PUB

Inspired by The Mowat Centre

All you need:

- An informal setting
- A serious issue

We provide:

- Data on the problem
- Evidence based solutions

Format:

- Network
- Have a drink
- Some nibbles
- 5-10 minutes of "warm up"
- Open discussion
- Then see what happens...

Together we:
Get People TALKING!



experience



NORTH

DUE
NORTH



#KNOWTHEN**NO**RTH

KNOWLEDGE

NORTH





NORTHBYNUMBERS.ca

EXPLORING NORTHERN ONTARIO'S COMMUNITIES

Northern Ontario data is now just a click away. Northern Policy Institute, North Superior Workforce Planning Board, and the Sault Ste. Marie Innovation Centre are pleased to launch Northbynumbers.ca, an **interactive data tool** that displays Northern Ontario census data from between 2001 and 2011.

Identity, income, housing, education, employment, mobility, age and population statistics – at the District, community and even neighborhood level!*

* - where available

Project Partnerships

First Proposal: “*Workforce in Transition*” – February 2015

- Northern Policy Institute is committed to assessing “growth” in the north
- Planning Boards focused on workforce analysis: current status and future trends
- Many obvious overlaps in those mandates
- Made sense to collaborate on data collection, analysis and publication where possible
- Four levels of data: Northern Ontario, Northeast/Northwest, 11 districts, individual communities

Project Partnerships

“Workforce in Transition” – value added for Planning Boards

- Proposal built on understanding that Planning Board commitments are made at least a year in advance.
- NPI front end loaded our costs and back end loaded Board contributions
- Early deliverables “free” to Planning Boards
- NPI provide data analysis & communications coordination and support
- NPI share data purchase costs so we can all access more measures in greater detail
- NPI share layout and production costs allowing all of us to produce more deliverables and still control costs
- Joint publication, branding and promotion

Project Partnerships

“*Workforce in Transition*” – status update

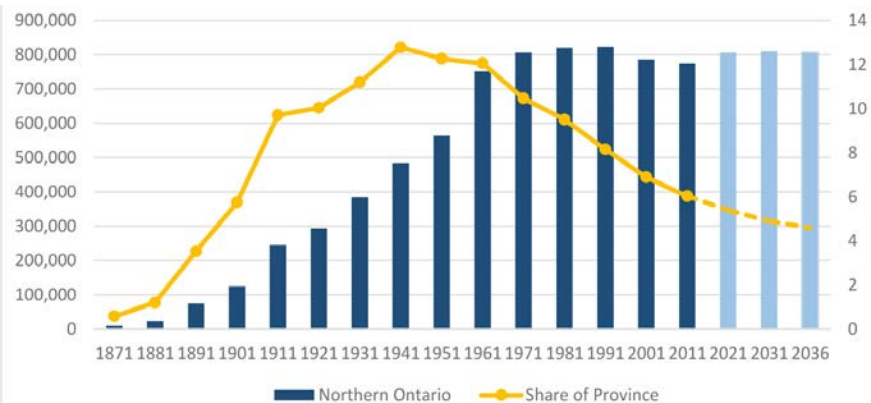
- Northeast Labour Market - **published**
- Northwest Labour Market - **published**
- Human Capital Index for Northern Ontario - **published**
- Northwest district level analysis – in layout
- Northeast district level analysis - commissioned
- Community level datasets – northbynumbers.ca



Settling Down in the Northwest



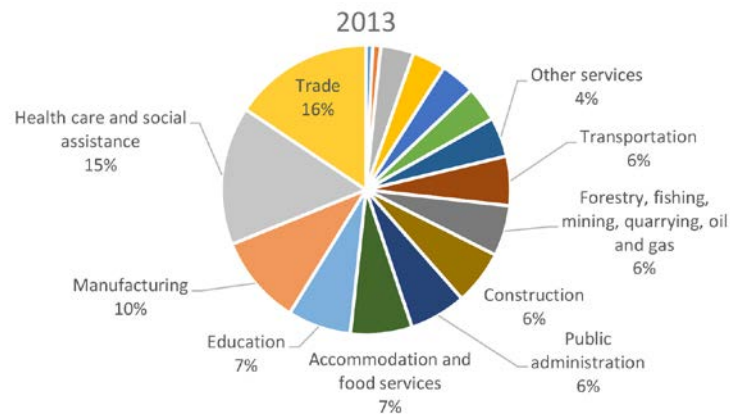
Stability and Opportunity in the Northwestern Ontario Labour Market



Historical and projected population in Northern Ontario, 1871-2036

From Laggard to Leader (Almost):

Northeast showing potential for growth

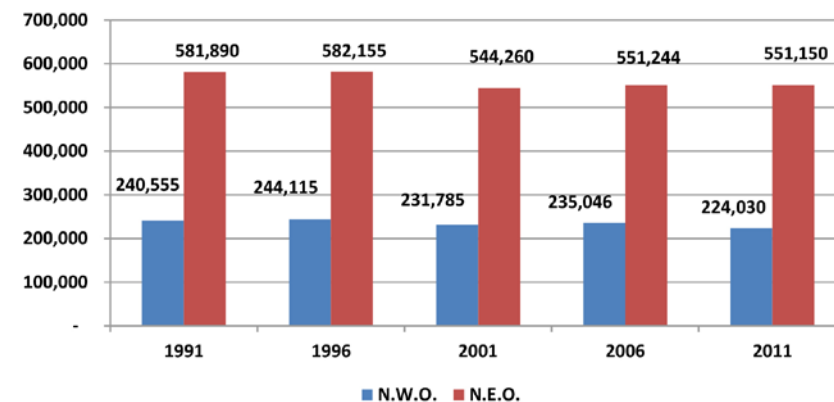


Distribution of Employment by Industry

It's what you know (and where you can go)



Human capital and agglomeration effects on demographic trends in Northern Ontario



Population, Northwestern and Northeastern Ontario, 1991-2011

Project Partnerships

“Workforce in Transition” – still three opportunities to partner

- Northwest district level analysis – December 2015
- Northeast district level analysis – May 2016
- Community level datasets – northbynumbers.ca – next update September 2016
- Cost to Planning Boards: \$5,000 per project (no need to support all, could pick just one, or two)
- Opportunity to Planning Boards – see previous slide



northbynumbers.ca is intended to expand content and functionality annually
Perhaps add Planning Board catchments as a data level?

Data Collection

- How can we help you?
- How can you help us?
- What data do you buy?
- What data do you need?
- Can we coordinate purchase and share information?
- Can we help you make the “transformation” needed to allow purchased Statscan data to be released for all to use?

Participate

- Invite Northern Policy Institute to speak
- Visit us on-line
- Request a meeting

Volunteer

- Board of Directors
- Advisory Council
- Research Advisory Board

Paid

- Author
- Reader
- Researcher

Get involved!



Stay informed!



/ NorthernPolicy



@NorthernPolicy



Northern Policy Institute

Thank you. Merci. Miigwetch.

NORTHERN
POLICY INSTITUTE

INSTITUT DES POLITIQUES
DU NORD

www.northernpolicy.ca